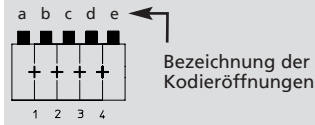


3501

Für diesen Führungsrahmen schlägt Lumberg die unten dargestellten Kodierungen vor. Weitere Kodierungen sind auf Anfrage möglich.



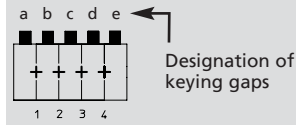
Steckweise direkt, auf den Leiterplattenrand:

Kodierung durch Kodiernasen am Steckverbinder und entsprechende Öffnungen am Führungsrahmen

Alle Zeichnungen in Steckrichtung (*) gesehen

3501

For this guide frame, Lumberg proposes the keyings listed below. Further keyings are possible on request.



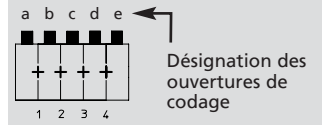
Direct connection, with the printed circuit board edge:

Keying by means of keying noses at the connector and matching gaps at the guide frame

All drawings in view of mating direction (*)

3501

Pour ce cadre de guidage Lumberg propose les codages ci-dessous. Autres codages sont possibles sur demande.



Connexion directe, avec le bord de la carte imprimée :

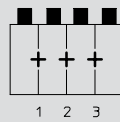
Codage par plots de codage au connecteur et ouvertures correspondantes au cadre de guidage

Tous dessins vus dans le sens d'enfichage (*)

3

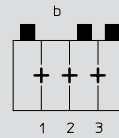
3-polig
3 poles
3 pôles

3501 03 K00



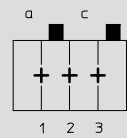
Kodierung/keying/codage: –

3501 03 K31



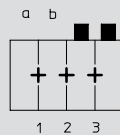
Kodierung/keying/codage: b

3501 03 K35



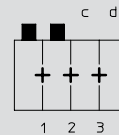
Kodierung/keying/codage: ac

3501 03 K37



Kodierung/keying/codage: ab

3501 03 K39

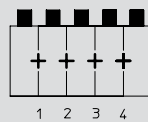


Kodierung/keying/codage: cd

4

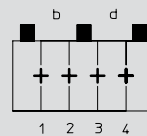
4-polig
4 poles
4 pôles

3501 04 K00



Kodierung/keying/codage: –

3501 04 K36

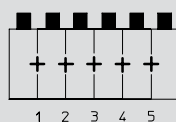


Kodierung/keying/codage: bd

5

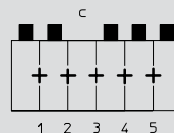
5-polig
5 poles
5 pôles

3501 05 K00



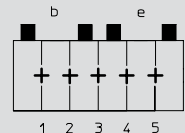
Kodierung/keying/codage: –

3501 05 K36



Kodierung/keying/codage: c

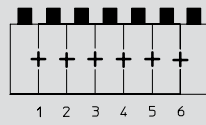
3501 05 K55



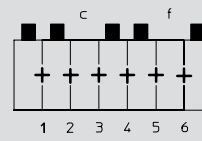
Kodierung/keying/codage: be

6

6-polig
6 poles
6 pôles

3501 06 K00


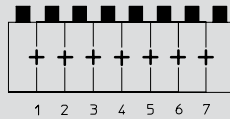
Kodierung/keying/codage: –

3501 06 K33


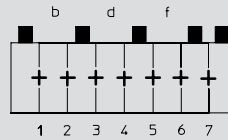
Kodierung/keying/codage: cf

7

7-polig
7 poles
7 pôles

3501 07 K00


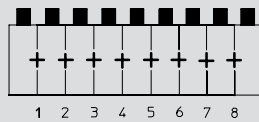
Kodierung/keying/codage: –

3501 07 K37


Kodierung/keying/codage: bdf

8

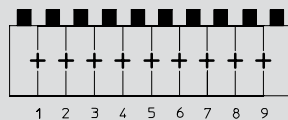
8-polig
8 poles
8 pôles

3501 08 K00


Kodierung/keying/codage: –

9

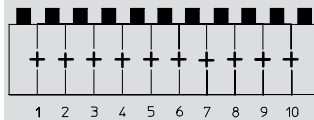
9-polig
9 poles
9 pôles

3501 09 K00


Kodierung/keying/codage: –

10

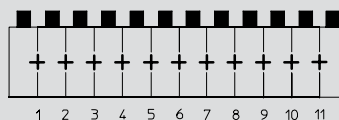
10-polig
10 poles
10 pôles

3501 10 K00


Kodierung/keying/codage: –

11

11-polig
11 poles
11 pôles

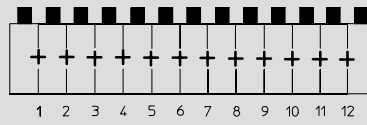
3501 11 K00


Kodierung/keying/codage: –

12

12-polig
12 poles
12 pôles

3501 12 K00

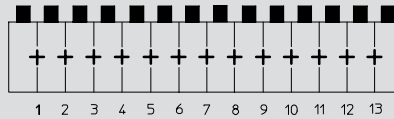


Kodierung/keying/codage: –

13

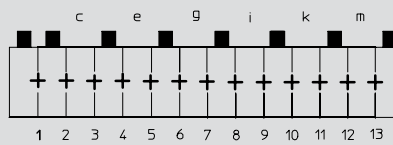
13-polig
13 poles
13 pôles

3501 13 K00



Kodierung/keying/codage: –

3501 13 K01

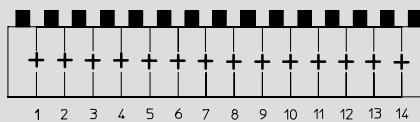


Kodierung/keying/codage: cegikm

14

14-polig
14 poles
14 pôles

3501 14 K00

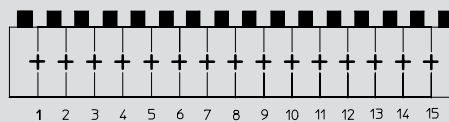


Kodierung/keying/codage: –

15

15-polig
15 poles
15 pôles

3501 15 K00

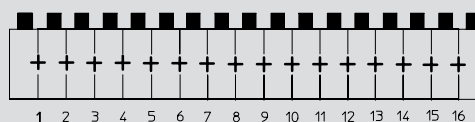


Kodierung/keying/codage: –

16

16-polig
16 poles
16 pôles

3501 16 K00

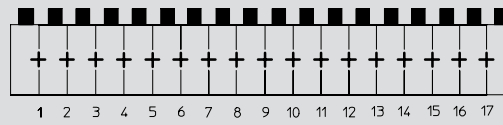


Kodierung/keying/codage: –

17

17-polig
 17 poles
 17 pôles

3501 17 K00

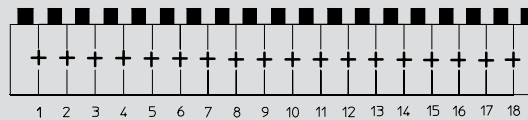


Kodierung/keying/codage: –

18

18-polig
 18 poles
 18 pôles

3501 18 K00

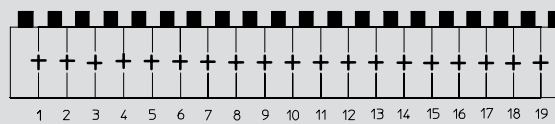


Kodierung/keying/codage: –

19

19-polig
 19 poles
 19 pôles

3501 19 K00

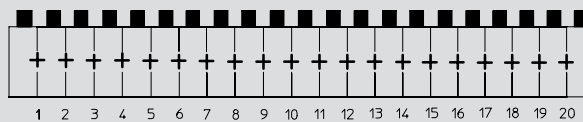


Kodierung/keying/codage: –

20

20-polig
 20 poles
 20 pôles

3501 20 K00



Kodierung/keying/codage: –